



# SOURCETEC

The future is clean air ... the future is **Sourcetec**


www.sourcetecindustries.com E-mail: sales@sourcetecindustries.com

Tel: (905) 678-9333 1-800-784-2383 Fax: (905) 678-7133

## TECHNICAL INFORMATION

This drawing is the sole property of Sourcetec Industries Inc. We reserve the right to change specifications and details without prior notice. Unauthorized duplication, distribution or use by a third party is strictly prohibited.

### SINGLE EXTENSION BOOM "SEB"



EXTENSION BOOM PARAMETERS			
MODEL	L Ft. (m)	AVAILABLE TUBE Ø	AVAILABLE HOSE TEMP.
SEB 50	5 (1.5)	6" (152 mm), 8" (203 mm)	HIGH TEMP. / LOW TEMP.
SEB 75	7.5 (2.3)		
SEB 100	10 (3)	Other sizes may be available upon request.	Other hose temp. may be available upon request.
SEB 120	12 (3.6)		
SEB 150	15 (4.6)		
SEB 200	20 (6)		

\*\* Dimensions are for reference only

#### OPTIONAL EQUIPMENT THAT CAN BE ATTACHED TO BOOM:

Solid Tube and Flexible Fume Arms  
Hose Reels - Manual and Motorized  
Hose and Balancer or other exhaust drops  
Custom made hoods or equipment

#### DESCRIPTION:

SEB Single Section Extension Boom is made with hollow structural steel. Flexible joint is provided to allow free horizontal movement at pivoting joint. Wall brackets should be a minimum of 1/2" thick plate. Flexible hose and Galvanized Steel Tube are usually the same size. Available in 6" dia to 8" Dia. larger sizes are available if requested.

#### APPLICATIONS:

- Truck Maintenance
- Maintenance Vehicle Garage
- Military Vehicle Maintenance Facility
- Industrial Plant Facilities

#### STANDARD FEATURES:

- Wall mounting bracket
- 180° Pivot from Wall Joint
- Heavy Duty Steel Construction

#### OPTIONAL FEATURES:

- Ball Bearings on all joints
- Exhaust Fan Direct Mounted
- Sliding Track on first extension



The future is clean air ... the future is **Sourcetec**

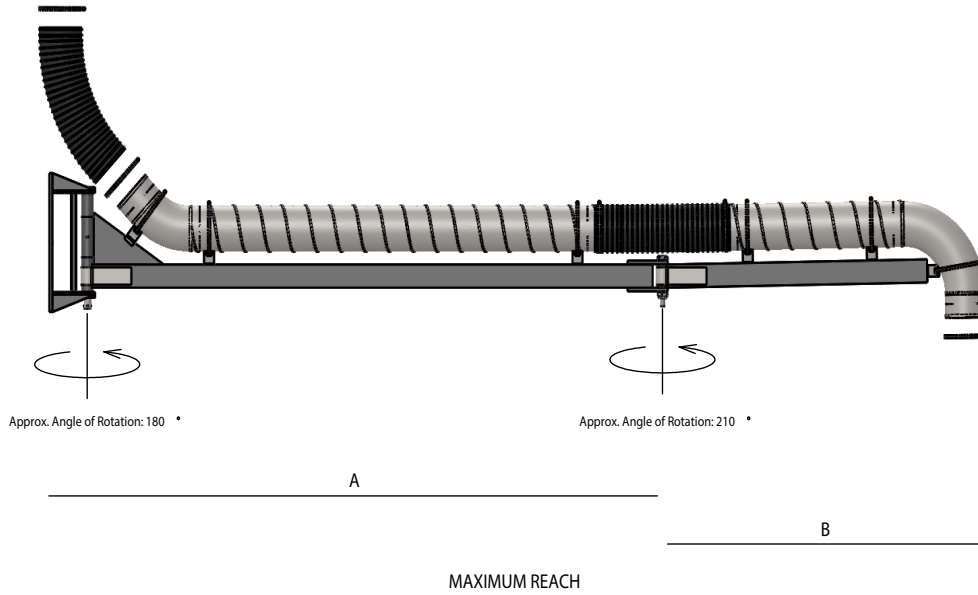
www.sourcetecindustries.com E-mail: sales@sourcetecindustries.com

Tel: (905) 678-9333 1-800-784-2383 Fax: (905) 678-7133

## TECHNICAL INFORMATION

This drawing is the sole property of Sourcetec Industries Inc. We reserve the right to change specifications and details without prior notice. Unauthorized duplication, distribution or use by a third party is strictly prohibited.

### DOUBLE SECTION EXTENSION BOOM "DEB"



EXTENSION BOOM PARAMETERS					
MODEL	A Ft. (m)	B Ft. (m)	L Ft. (m)	AVAILABLE TUBE Ø	AVAILABLE HOSE TEMP.
DEB 32	3 (0.9)	2 (0.6)	5 (1.5)	6" (152 mm), 8" (203 mm)  Other sizes may be available upon request.	HIGH TEMP. / LOW TEMP.  Other hose temp. may be available upon request.
DEB 52	5 (1.5)	2 (0.6)	7 (2.1)		
DEB 55	5 (1.5)	5 (1.5)	10 (3)		
DEB 84	8 (2.4)	4 (1.2)	12 (3.7)		
DEB 105	10 (3)	5 (1.5)	15 (4.6)		
DEB 155	15 (4.6)	5 (1.5)	20 (6)		
DEB 1010	10 (3)	10 (3)	20 (6)		
DEB 1510	15 (4.6)	10 (3)	25 (7.6)		
DEB 1815	18 (5.5)	15 (4.6)	33 (10)		

\*\* Dimensions are for reference only

#### DESCRIPTION:

DEB Double Section Extension Boom is made with hollow structural steel. Flexible Joint is provided to allow free horizontal movement at pivoting point, Two Section Booms have an additional 210° pivoting joint between the two sections. Wall brackets should be a minimum of 1/2" thick plate. Flexible hose and Galvanized Steel Tube are usually the same size. Available in 6" dia to 8" Dia. Larger sizes are available if requested.

#### APPLICATIONS:

- Truck Maintenance
- Maintenance Vehicle Garage
- Military Vehicle Maintenance Facility
- Industrial Plant Facilities

#### STANDARD FEATURES:

- Wall mounting bracket
- 180° Pivot from Wall Joint
- Heavy Duty Steel Construction

#### OPTIONAL FEATURES:

- Ball Bearings on all joints
- Exhaust Fan Direct Mounted
- Sliding Track on first extension

#### OPTIONAL EQUIPMENT THAT CAN BE ATTACHED TO BOOM:

- Solid Tube and Flexible Fume Arms
- Hose Reels - Manual and Motorized
- Hose and Balancer or other exhaust drops
- Custom made hoods or equipment



The future is clean air ... the future is **Sourcetec**

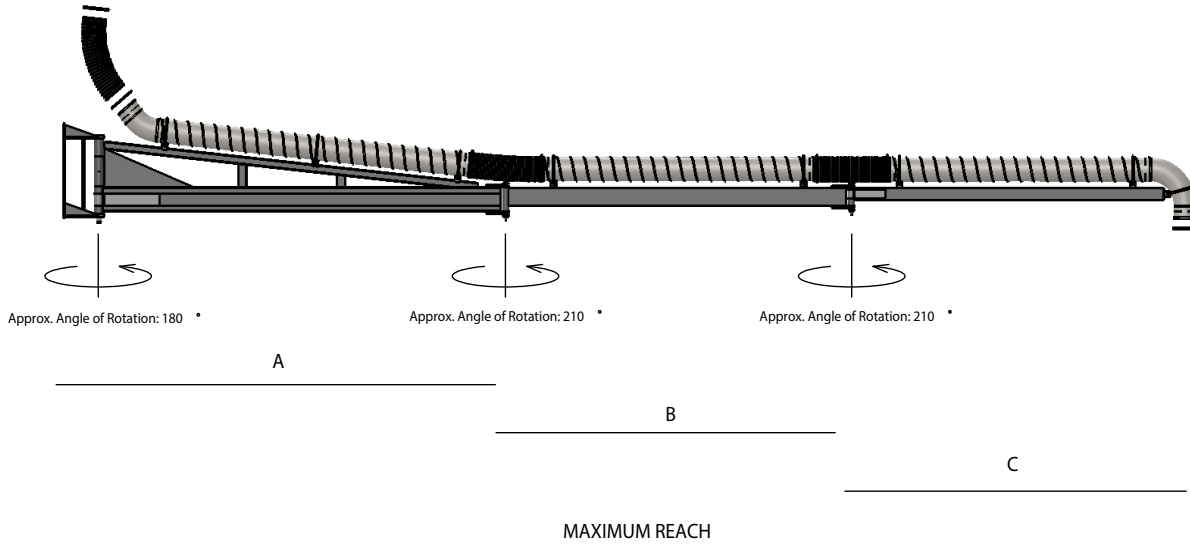
www.sourcetecindustries.com E-mail: sales@sourcetecindustries.com

Tel: (905) 678-9333 1-800-784-2383 Fax: (905) 678-7133

## TECHNICAL INFORMATION

This drawing is the sole property of Sourcetec Industries Inc. We reserve the right to change specifications and details without prior notice. Unauthorized duplication, distribution or use by a third party is strictly prohibited.

### THREE SECTION EXTENSION BOOM "TEB"



EXTENSION BOOM PARAMETERS

MODEL	A Ft. (m)	B Ft. (m)	C Ft. (m)	L Ft. (m)	AVAILABLE TUBE Ø	AVAILABLE HOSE TEMP.
TEB 131010	13 (3.9)	10 (3)	10 (3)	33 (10)	6" (152 mm), 8" (203 mm)	HIGH TEMP. / LOW TEMP.
TEB 111009	11 (3.4)	10 (3)	9 (2.7)	30 (9)	*Other sizes may be available upon request.	*Other hose temp. may be available upon request.

\*\* Dimensions are for reference only

#### DESCRIPTION:

TEB Three Section Extension Boom is made with hollow structural steel. Flexible Joint is provided to allow free horizontal movement at pivoting point, Two Section Booms have an additional 210 ° pivoting joint between sections. Wall brackets should be a minimum of 5/8" thick plate. Three section booms are reinforced with steel bars and further supported with sling and chain link. Flexible hose and galvanized steel tube are usually the same size. Available in 6" dia to 8" Dia. larger sizes are available if requested.

#### APPLICATIONS:

- Truck Maintenance
- Maintenance Vehicle Garage
- Military Vehicle Maintenance Facility
- Industrial Plant Facilities

#### STANDARD FEATURES:

- Wall mounting bracket
- 180° Pivot from Wall Joint
- Heavy Duty Steel Construction

#### OPTIONAL FEATURES:

- Ball Bearings on all joints
- Exhaust Fan Direct Mounted
- Sliding Track on first extension

#### OPTIONAL EQUIPMENT THAT CAN BE ATTACHED TO BOOM:

Solid Tube And Flexible Fume Arms - Hose Reels (Manual and Motorized) - Hose and Balancer - Custom made equipment